

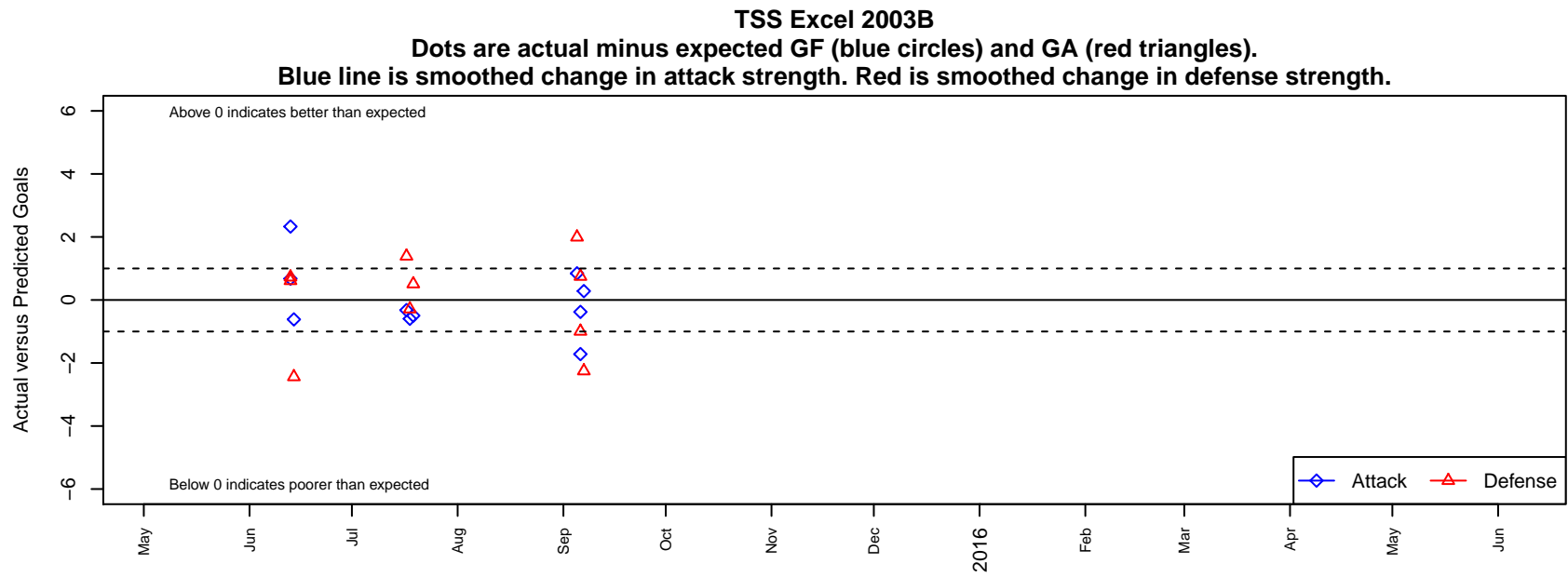
TSS Excel 2003B

alt names used:

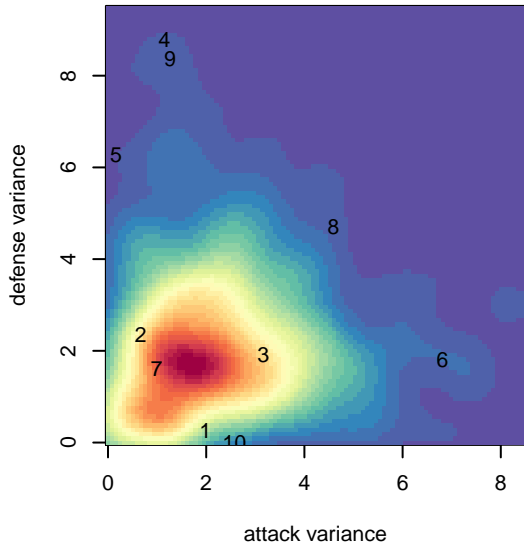
Venues played:

B03 total strength=952
attack=1.84 defense=1.56

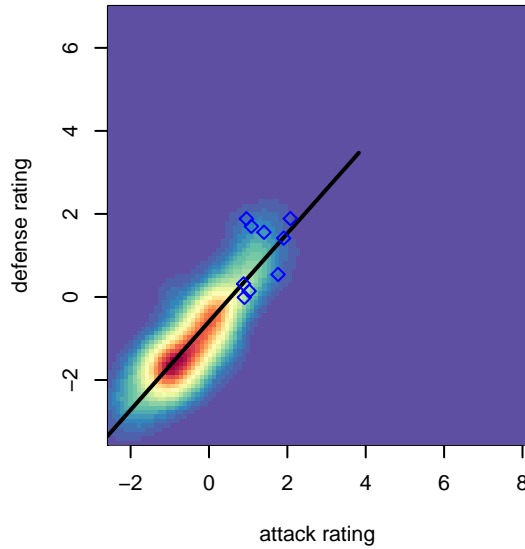
2015 Starfire Spring Classic BU13 Gold
2015 Nike Crossfire Challenge Super Group U'
2015 SX Cup U13



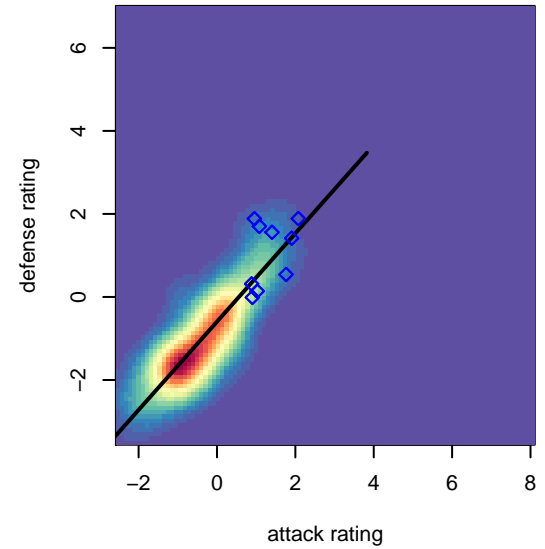
**attack and defense variance (black dot)
relative to other teams
and top 10 in region**



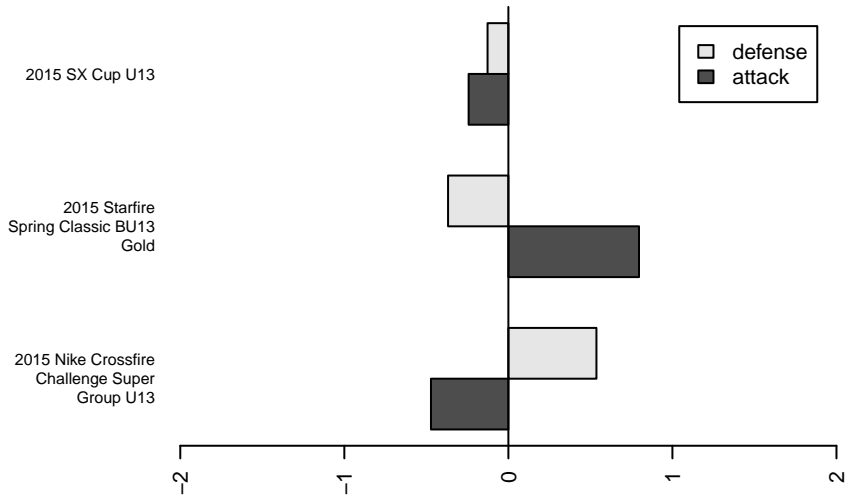
**attack and defense rating
relative to others at age
and all opponents in last 13 months**



**attack and defense rating
relative to other age
and all opponents in last 13 months**

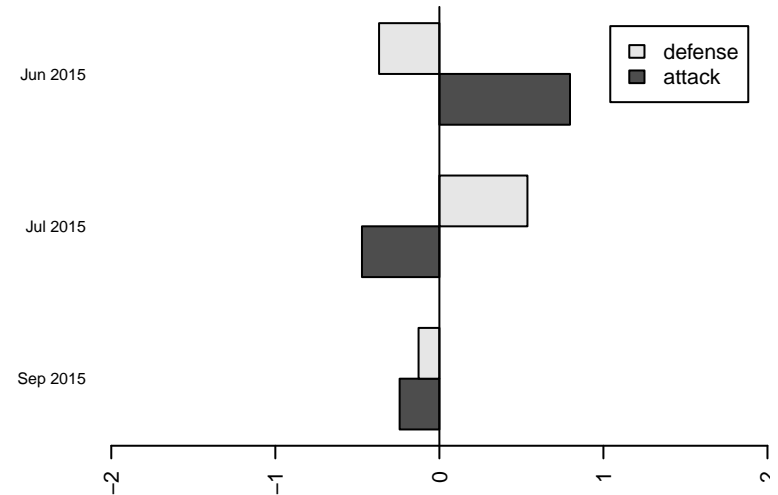


Performance relative to 13 month average



average number of goals per game relative to expected

Performance relative to 13 month average



average number of goals per game relative to expected

lot. A=Neither has attack advantage, B=Opponent has both attack and defense advantage, C=Opponent has both attack and defense disadvantage, D=Both have

date	home		away		venue	pred.home	pred.away
2015-09-07	Thompson Okanagan FC 2003B	4	TSS Excel 2003B	2	2015 SX Cup U13	1.75	1.72
2015-09-06	TSS Excel 2003B	0	Thompson Okanagan FC 2003B	1	2015 SX Cup U13	1.72	1.75
2015-09-06	Coastal FC 2003B	3	TSS Excel 2003B	0	2015 SX Cup U13	2.01	0.38
2015-09-05	Coquitlam Metro Ford Ajax 2003B	2	TSS Excel 2003B	2	2015 SX Cup U13	3.99	1.15
2015-07-19	Seattle United Tango B02	2	TSS Excel 2003B	0	2015 Nike Crossfire Challenge Super Grou	2.51	0.50
2015-07-18	WPFC Black B02	4	TSS Excel 2003B	0	2015 Nike Crossfire Challenge Super Grou	3.71	0.60
2015-07-17	FC Alliance A B02	4	TSS Excel 2003B	0	2015 Nike Crossfire Challenge Super Grou	5.39	0.32
2015-06-14	South Tacoma United Blanco B02	4	TSS Excel 2003B	1	2015 Starfire Spring Classic BU13 Gold	1.56	1.62
2015-06-13	TSS Excel 2003B	1	Fraser Valley Selects 2003B	1	2015 Starfire Spring Classic BU13 Gold	0.32	1.72
2015-06-13	Missoula Strikers Black B02	1	TSS Excel 2003B	4	2015 Starfire Spring Classic BU13 Gold	1.61	1.67